

Patterns, risk factors and gambling-related problems in France: results from the 2014 gambling national survey.



JEAN-MICHEL COSTES (1)
VINCENT EROUKMANOFF (1)
JEAN-BAPTISTE RICHARD (2)
MARIE-LINE TOVAR (3)

(1) Observatoire des jeux (ODJ)

(2) institut national de prévention et d'éducation pour la santé (INPES)

(3) observatoire français des drogues et des toxicomanies (OFDT)

Lisbon Addictions 2015

Lisbon
23th September 2015

**Problem
gambling
in France
in 2014**

- Introduction
- Methodology
- Findings
- Conclusion

Introduction

Methodology

Findings

Conclusion


Gambling legal framework in France




3

Gambling legal framework in France **after 2010**

Online
gambling
in France

Introduction
Methodology
Findings
Conclusion

	Casinos (Tables games, Slot machines) Poker	Lotteries	Sports betting	Horse racing
Off line	Authorization/ Concession	FDJ (Française des jeux)	FDJ (Française des jeux)	PMU (Pari mutuel urbain)
On line	 Licensed operators	FDJ (Française des jeux)	Licensed operators	Licensed operators

 = State monopolies
 = Private operators
 = Prohibited

- National French Health Barometer survey, Representative nationwide telephone survey
- 2-stage random sampling design
- From December 2013 to May 2014 among 15,635 French people aged 15–75 years.
- Refusal rate was 35.7%
- A set of questions about demographic characteristics, gambling patterns, health status, behaviours and self-reported gambling related problems.
- The Problem Gambling Severity Index (PGSI) was used to assess the severity of gambling problems

Multivariate logistic regressions were performed to estimate associations between socio-demographic characteristics, gambling patterns, health status or behaviours and problem gambling.

List of variables selected for the analysis of associated factors

Demographic characteristics	Gambling patterns	Health status and substances use behaviours
Gender	Gambling participation:	Alcohol: AUDIT-C
Age	Gambling frequency (last year)	Tobacco (daily consumption)
Education	Gambling spending (last year)	Drug use (last year use)
Socioprofessional category	Online gambling	Duke mental health score < 56
Professionnal Situation	Number of activities practiced	Suicidal ideation

Gambling activities

6

Gambling participation among French people aged 15-75 years in 2014

Gambling activities	Last year prevalence (%)	Among those who play this type of game: % playing	
		off line	on line
Lottery	39.9	97.2	5.4
Scratch card games	32.5	99.5	1.7
Sports betting	6.3	94.6	9.5
Horse racing	4.1	86.5	23.6
Poker	2.7	81.3	39.2
Slot machines	5.4	98.9	1.6
Casinos (excluding poker)	2.0	99.4	2.2
Other games	1.0	97.6	6.4
Overall	56.2	98.2	7.3

Source : Enquête nationale sur les jeux d'argent et de hasard ODJ/INPES 2014

Online
gambling
in France

Introduction

Methodology

Findings

Conclusion

Problem gambling prevalence in France in 2014

PGSI	Overall 15-75 years population			Gamblers	
	n	%	IC 95 %	%	IC 95 %
Non gamblers	6851	43.8	(43.0 - 44.6)	-	-
Nonproblem gamblers	7481	47.8	(47.1 - 48.6)	85.2	(84.4 - 85.9)
Low-risk gamblers	889	5.7	(5.3 - 6.0)	10.1	(9.5 - 10.7)
Moderate-risk gamblers	340	2.2	(1.9 - 2.4)	3.9	(3.5 - 4.3)
Problem gamblers	75	0.5	(0.4 - 0.6)	0.9	(0.7 - 1.0)

Source : Enquête nationale sur les jeux d'argent et de hasard ODJ/INPES 2014

Factors associated with problem gambling (part 1)								
Demographic characteristics	Overall		Problem gambling severity index					
			<5 (N=8605)	>=5 (n=179)	OR ¹	P	Adjusted OR ²	P
	N	%	%	%				
Overall	8784	-	98.0	2.0	-			
Gender								
Men	4483	51.0	96.9	3.2	3.65	<0.001	1.59	0.041
Women	4302	49.0	99.1	0.9	ref.		ref.	
Age								
15-24	1177	13.4	96.5	3.5	3.84	<0.001	0.95	0.908
25-54	5187	59.1	97.8	2.2	2.43	<0.001	1.69	0.077
55-75	2420	27.5	99.1	0.9	ref.		ref.	
Education								
Did not complete Baccaulaureate	4876	55.5	97.3	2.7	ref.		0.63	0.050
Completed Baccaulaureate	1783	20.3	98.3	1.7	0.63	0.024	0.44	0.009
Completed Post-Baccaulaureate diploma	2126	24.2	99.2	0.8	0.28	<0.001	ref.	
Socioprofessional category (SPC)								
Low SPC	5024	57.2	97.7	2.3	ref.		ref.	
Middle SPC	2596	29.5	97.9	2.1	0.92	0.635	1.14	0.499
High SPC	1165	13.3	99.3	0.7	0.30	<0.001	0.69	0.373
Professionnal Situation								
Working	5367	61.1	98.3	1.7	ref.		ref.	
Student	632	7.2	96.7	3.3	1.93	0.008	2.93	0.005
Unemployment	891	10.1	94.9	5.1	3.07	<0.001	1.82	0.008
Other (or no answer)	1895	21.6	98.9	1.1	0.63	0.057	0.87	0.662

1 : crude odds ratios (bivariate analysis) ... 2 : odds ratios adjusted on all shown variables (multivariate analysis)

Factors associated with problem gambling (part 1)								
Demographic characteristics	Overall		Problem gambling severity index					
			<5 (N=8605)	>=5 (n=179)	OR ¹	P	Adjusted OR ²	P
	N	%	%	%				
Overall	8784	-	98.0	2.0	-			
Gender								
Men	4483	51.0	96.9	3.2	3.65	<0.001	1.59	0.041
Women	4302	49.0	99.1	0.9	ref.		ref.	
Age								
15-24	1177	13.4	96.5	3.5	3.84	<0.001	0.95	0.908
25-54	5187	59.1	97.8	2.2	2.43	<0.001	1.69	0.077
55-75	2420	27.5	99.1	0.9	ref.		ref.	
Education								
Did not complete Baccaulaureate	4876	55.5	97.3	2.7	ref.		0.63	0.050
Completed Baccaulaureate	1783	20.3	98.3	1.7	0.63	0.024	0.44	0.009
Completed Post-Baccaulaureate diploma	2126	24.2	99.2	0.8	0.28	<0.001	ref.	
Socioprofessional category (SPC)								
Low SPC	5024	57.2	97.7	2.3	ref.		ref.	
Middle SPC	2596	29.5	97.9	2.1	0.92	0.635	1.14	0.499
High SPC	1165	13.3	99.3	0.7	0.30	<0.001	0.69	0.373
Professional Situation								
Working	5367	61.1	98.3	1.7	ref.		ref.	
Student	632	7.2	96.7	3.3	1.93	0.008	2.93	0.005
Unemployment	891	10.1	94.9	5.1	3.07	<0.001	1.82	0.008
Other (or no answer)	1895	21.6	98.9	1.1	0.63	0.057	0.87	0.662

1 : crude odds ratios (bivariate analysis) ... 2 : odds ratios adjusted on all shown variables (multivariate analysis)

Factors associated with problem gambling (part 2)								
Health status and substances use behaviours	Overall		Problem gambling severity index					
			<5 (N=8605)	>=5 (n=179)	OR ¹	P	Adjusted OR ²	P
	N	%	%	%				
Overall	8784	-	98.0	2.0	-			
Alcohol: AUDIT-C								
no (or no answer)	8019	91.3	98.4	1.6	ref.		ref.	
yes	765	8.7	93.9	6.2	3.92	<0.001	1.00	0.989
Tobacco (daily consumption)								
no (or no answer)	5810	66.1	98.7	1.3	ref.		ref.	
yes	2974	33.9	96.5	3.5	2.75	<0.001	0.89	0.543
Drug use (last year use)								
no (or no answer)	7808	88.9	98.5	1.5	ref.		ref.	
yes	977	11.1	93.7	6.3	4.41	<0.001	1.48	0.074
Duke mental health score < 56								
good (>= 56)	6848	78.0	98.7	1.3	ref.		ref.	
bad (< 56)	1937	22.0	95.4	4.6	3.63	<0.001	4.24	<0.001
Suicidal ideation								
no (or no answer)	8361	95.2	98.2	1.8	ref.		ref.	
yes	424	4.8	93.2	6.8	3.98	<0.001	2.26	0.003

1 : crude odds ratios (bivariate analysis) ... 2 : odds ratios adjusted on all shown variables (multivariate analysis)

Factors associated with problem gambling (part 2)								
Health status and substances use behaviours	Overall		Problem gambling severity index					
			<5 (N=8605)	>=5 (n=179)	OR ¹	P	Adjusted OR ²	P
	N	%	%	%				
Overall	8784	-	98.0	2.0	-			
Alcohol: AUDIT-C								
no (or no answer)	8019	91.3	98.4	1.6	ref.		ref.	
yes	765	8.7	93.9	6.2	3.92	<0.001	1.00	0.989
Tobacco (daily consumption)								
no (or no answer)	5810	66.1	98.7	1.3	ref.		ref.	
yes	2974	33.9	96.5	3.5	2.75	<0.001	0.89	0.543
Drug use (last year use)								
no (or no answer)	7808	88.9	98.5	1.5	ref.		ref.	
yes	977	11.1	93.7	6.3	4.41	<0.001	1.48	0.074
Duke mental health score < 56								
good (>= 56)	6848	78.0	98.7	1.3	ref.		ref.	
bad (< 56)	1937	22.0	95.4	4.6	3.63	<0.001	4.24	<0.001
Suicidal ideation								
no (or no answer)	8361	95.2	98.2	1.8	ref.		ref.	
yes	424	4.8	93.2	6.8	3.98	<0.001	2.26	0.003

1 : crude odds ratios (bivariate analysis) ... 2 : odds ratios adjusted on all shown variables (multivariate analysis)

Factors associated with problem gambling (part 3)

Gambling patterns	Overall		Problem gambling severity index					
			<5 (N=8605)	>=5 (n=179)	OR ¹	P	Adjusted OR ²	P
	N	%	%	%				
Overall	8784	15	98.0	2.0	-			
Gambling participation:								
<i>Lottery scratch card games</i>								
no	663	7.5	95.7	4.3	ref.		ref.	
yes	8121	92.5	98.2	1.9	0.42	<0.001	0.46	0.002
<i>Sports betting</i>								
no	8146	92.7	98.7	1.3	ref.		ref.	
yes	638	7.3	89.1	10.9	9.01	<0.001	2.98	<0.001
<i>Horse racing</i>								
no	7806	88.9	98.5	1.5	ref.		ref.	
yes	979	11.1	93.6	6.4	4.56	<0.001	1.14	0.501
<i>Poker</i>								
no	8363	95.2	98.4	1.6	ref.		ref.	
yes	421	4.8	89.7	10.3	7.00	<0.001	1.44	0.139
<i>Casino games (excluding poker)</i>								
no	7653	87.1	98.6	1.4	ref.		ref.	
yes	1131	12.9	94.0	6.1	4.39	<0.001	2.03	<0.001
Gambling frequency (last year)								
[1;24[4729	53.8	99.6	0.4	ref.			
[24;52[1287	14.6	99.2	0.8	2.19	0.043		
[52;104[1417	16.1	97.6	2.4	6.43	<0.001		
[104;+]	1352	15.4	91.4	8.6	24.32	<0.001		
Gambling spending (last year)								
< 250 € (including no answer)	6144	69.9	99.6	0.4	ref.		ref.	
[250;500[€	975	11.1	99.6	0.4	0.89	0.836	0.75	0.594
[500;1000[€	780	8.9	96.7	3.4	7.78	<0.001	5.48	<0.001
>= 1000 €	886	10.1	86.3	13.8	35.77	<0.001	19.94	<0.001
Online gambling								
no	8142	92.7	98.3	1.7	ref.		ref.	
yes	643	7.3	93.6	6.4	3.98	<0.001	0.88	0.607
Number of activities practiced (5 categories)								
1	6824	77.7	99.0	1.0	ref.			
2	1546	17.6	97.1	2.9	2.93	<0.001		
3 or more	415	4.7	84.6	15.4	17.62	<0.001		

Online
gambling
in France

Introduction
Methodology
Findings
Conclusion

Factors associated with problem gambling (part 3)

Gambling patterns	Overall		Problem gambling severity index						
			<5 (N=8605) %	>=5 (n=179) %	OR ¹	P	Adjusted OR ²	P	
	N	%							
Overall	8784	15	98.0	2.0	-				
Gambling participation:									
<i>Lottery scratch card games</i>									
no	663	7.5	95.7	4.3	ref.		ref.		
yes	8121	92.5	98.2	1.9	0.42	<0.001	0.46	0.002	
<i>Sports betting</i>									
no	8146	92.7	98.7	1.3	ref.		ref.		
yes	638	7.3	89.1	10.9	9.01	<0.001	2.98	<0.001	
<i>Horse racing</i>									
no	7806	88.9	98.5	1.5	ref.		ref.		
yes	979	11.1	93.6	6.4	4.56	<0.001	1.14	0.501	
<i>Poker</i>									
no	8363	95.2	98.4	1.6	ref.		ref.		
yes	421	4.8	89.7	10.3	7.00	<0.001	1.44	0.139	
<i>Casino games (excluding poker)</i>									
no	7653	87.1	98.6	1.4	ref.		ref.		
yes	1131	12.9	94.0	6.1	4.39	<0.001	2.03	<0.001	
Gambling frequency (last year)									
[1;24[4729	53.8	99.6	0.4	ref.				
[24;52[1287	14.6	99.2	0.8	2.19	0.043			
[52;104[1417	16.1	97.6	2.4	6.43	<0.001			
[104;+]	1352	15.4	91.4	8.6	24.32	<0.001			
Gambling spending (last year)									
< 250 € (including no answer)	6144	69.9	99.6	0.4	ref.		ref.		
[250;500[€	975	11.1	99.6	0.4	0.89	0.836	0.75	0.594	
[500;1000[€	780	8.9	96.7	3.4	7.78	<0.001	5.48	<0.001	
>= 1000 €	886	10.1	86.3	13.8	35.77	<0.001	19.94	<0.001	
Online gambling									
no	8142	92.7	98.3	1.7	ref.		ref.		
yes	643	7.3	93.6	6.4	3.98	<0.001	0.88	0.607	
Number of activities practiced (5 categories)									
1	6824	77.7	99.0	1.0	ref.				
2	1546	17.6	97.1	2.9	2.93	<0.001			
3 or more	415	4.7	84.6	15.4	17.62	<0.001			

Online
gambling
in France

Introduction

Methodology

Findings

Conclusion

✓ In 2014, 0.5% of French people are problem gamblers, 2.2% moderate risk gamblers

✓ To be a man, to have mental health problem, playing casino games or sports betting, and a high gambling frequency or big spending money on gambling are the main risk factors of problem gambling

✓ These findings can be used to develop interventions for the detection and prevention of problem gambling.

- ✓ Blanco, C., Hasin, D. S., Petry, N. M., Stinson, F. S., & Grant, B. F. (2006). Sex differences in subclinical and DSM IV pathological gambling: Results from the national epidemiologic survey on alcohol and related conditions. *Psychological Medicine*, 36(07), 943-953.
- ✓ Bouju, G., Grall-Bronnec, M., Landreat-Guillou, M., & Venisse, J.-L. (2011). Jeu pathologique: facteurs impliqués. *L'Encéphale*, 37(4), 322-331.
- ✓ Costes, J.-M., Pousset, M., Eroukmanoff, V., Le Nezet, O., Richard, J.-B., Guignard, R., ... Arwidson, P. (2011). Les niveaux et pratiques des jeux de hasard et d'argent en 2010. *OFDT*, (77), 8.
- ✓ Cunningham-Williams, R. M., Grucza, R. A., Cottler, L. B., Womack, S. B., Books, S. J., Przybeck, T. R., ... Cloninger, C. R. (2005). Prevalence and predictors of pathological gambling: results from the St. Louis personality, health and lifestyle (SLPHL) study. *Journal of Psychiatric Research*, 39(4), 377-390
- ✓ Currie, S. R., Casey, D. M., & Hodgins, D. C. (2010). Improving the psychometric properties of the Problem Gambling Severity Index. *Canadian Consortium for Gambling Research*.
- ✓ Currie, S. R., Hodgins, D. C., Wang, J., N., el-Guebaly, N., Wynne, H., & Chen, S. (2006). Risk of harm from gambling in the general population as a function of level of participation in gambling activities. *Addiction*, 101(4), 570-580.
- ✓ Dickerson, M., & O'Connor, J. (2006). *Gambling as an addictive behavior: impaired control, harm minimization, treatment and prevention*. (Cambridge University Press).
- ✓ Gainsbury, S. M. (2015). *Online Gambling Addiction: the Relationship Between Internet p. 211-243*. Elsevier/Academic Press.

- ✓ Inserm. (2008). Jeux de hasard et d'argent. Contextes et addictions. Paris: Inserm. Consulté à l'adresse <http://www.ipubli.inserm.fr/handle/10608/1>
- ✓ Jiménez-Murcia, S., Stinchfield, R., Fernández-Aranda, F., Santamaría, J. J., Penelo, E., Granero, R., ... Menchón, J. M. (2011). Are online pathological gamblers different from non-online pathological gamblers on demographics, gambling problem severity, psychopathology and personality characteristics? *International Gambling Studies*, 11(3), 325-337
- ✓ Kairouz, S., Nadeau, L., & Paradis, C. (2011). Enquête ENHJEU - Québec. Portrait du jeu au Québec: prévalence, incidence et trajectoires sur quatre ans = ENHJEU - Quebec survey. Portrait of gambling in Quebec: Prevalence, incidence and trajectories over four years. Montréal: Université Concordia.
- ✓ Kairouz, S., Paradis, C., & Nadeau, L. (2012). Are Online Gamblers More At Risk Than Offline Gamblers? *Cyberpsychology, Behavior, and Social Networking*, 15(3), 175-180.
- ✓ Orford, J. (2003). *Gambling and problem gambling in Britain*. Hove, East Sussex; New York: Brunner-Routledge.
- ✓ Parke, J., & Griffiths, M. (2007). The role of structural characteristics in gambling. In *Research and Measurement Issues in Gambling Studies* (p. 211-243). Elsevier/Academic Press.
- ✓ Petry, N. M. (2003). A comparison of treatment-seeking pathological gamblers based on preferred gambling activity. *Addiction*, 98(5), 645-655.
- ✓ Petry, N. M., Stinson, F. S., & Grant, B. F. (2005). Comorbidity of DSM-IV pathological gambling and other psychiatric disorders: Results from the National Epidemiologic Survey on Alcohol and Related Conditions. *Journal of Clinical Psychiatry*, 66(5), 564-574.

- ✓ Potenza, Steinberg, M. A., Mclaughlin, S. D., Wu, R., Rounsaville, B. J., & O'Malley, S. . (2001). Gender-related differences in the characteristics of problem gamblers using a gambling helpline., 158(9), 1500-1505.
- ✓ Raylu, N., & Oei, T. P. . (2002). Pathological gambling. *Clinical Psychology Review*, 22(7), 1009-1061
- ✓ Richard, J.-B., Gautier, A., Guignard, R., Léon, C., & Beck, F. (2015). Méthode d'enquête du Baromètre santé 2014. Inpes.
- ✓ Scherrer, J. F., Slutske, W. S., Xian, H., Waterman, B., Shah, K. R., Volberg, R., & Eisen, S. A. (2007). Factors associated with pathological gambling at 10-year follow-up in a national sample of middle-aged men. *Addiction*, 102(6), 970-978
- ✓ Volberg, R. A. (2002). The epidemiology of pathological gambling., 32(3), 171-178.
- ✓ Wardle, H. (2011). British gambling prevalence survey 2010 (National Centre for Social Research - Gambling Commission). Norwich: TSO.
- ✓ Welte, J., Barnes, G., Wieczorek, W., Tidwell, M. C., & Parker, J. (2001). Alcohol and gambling pathology among U.S. adults: prevalence, demographic patterns and comorbidity. *Journal of Studies on Alcohol*, 62(5), 706-712
- ✓ Williams, R. J., Volberg, R. A., & Stevens, R. M. (2012). The population prevalence of problem gambling: Methodological influences, standardized rates, jurisdictional differences, and worldwide trends. Ontario Problem Gambling Research Centre.
- ✓ Williams, R. J., Wood, R. T., & Parke, Jonathan. (2012). *Routledge international handbook of internet gambling*. London; New York: Routledge.